

# Spring Term 2025/2026

## Nursery

### **Personal, Social and Emotional Development**

We will be helping the children to build relationships and friendships as a new group of children join us this term. We will talk about our routines and golden rules in class and we will support the children to learn and follow them. We will be learning to share, turn-take and take care of our environment and others. The children will be learning to become more independent in their self-care and become confident in exploring and learning in the nursery environment. The children will be learning to talk and understand their feelings and will be learning to show RUAH within the nursery and school community. Look out for our Class Dojo points!

### **Communication and Language**

In Sunshine Nursery, we love to sing nursery rhymes, action songs and number songs. This helps to develop our speech and language skills. We also do rhyme time daily and we are building a huge bank of nursery rhymes to sing together.

Do you have a favourite nursery rhyme or song at home? Can you share it with us? Ask your child to share a song they have learnt at nursery.

We love to share and read books in Sunshine Nursery!

It is important to share and read books together.

The children have an opportunity to choose a book weekly to take home and share with you, this is a great opportunity to build a love of books and reading and build a wide range of fantastic and rich vocabulary. Share what books you love at home with us.

Check out our topic books below!

### **Physical Development**

We will be using focused activities at the beginning of our sessions to develop our gross and fine motor skills. We will do a range of yoga and dance activities to build our gross motor skills, these skills enable use to make big movements needed for overall physical development but also help develop the joints needed for writing. We will also do a range of activities such as wiggle me into a squiggle and disco dough to build our fine motor skills and strength in our hand joints needed for writing.

We will also be participating in group games to build physical skills like running, jumping, kicking, throwing and catching.

### **Phonics**

Our phonics sessions are split into letter sounds, sound games oral blending games and rhyme time.

This term we are learning the letter sounds d, g, o, c, k, ck, e, u, r, h, b. Our sound games and oral blending games are based on the letter sound we are learning.

In rhyme time, we learn a different nursery rhyme each week. We then play a phonics game based on that nursery rhyme.

### **Maths**

This term in maths we are learning:

- To subitise to 5
- To explore counting to 5 in different ways
- To explore patterns
- To exploring position and routes
- To match, sort and compare

## Me and My Community

In the Me and My Community project, your child will learn about the school community and building friendships. They will explore the school grounds and find out about all the people in school who are there to help them. They will explore how they are special and unique and how everyone's family is different. They will take part in practical activities to support them to build new friendships and explore what makes a good friend. They will also find out about people in the community who help us, including doctors, nurses, and the emergency services.

### Did you know?



A community is a group of people. We are all members of different communities including our family community, the school community and the local community.



In the local community there are lots of people who can help us. Including teachers, shop workers, doctors and the emergency services.



Friends from school and home can be part of your community.



Paramedics, police officers, firefighters and rescue teams work for the emergency services.





Every community has its own set of rules and ways to behave. It is important to follow the rules so that everyone can get along.



Families are all different sizes. Aunties, uncles, cousins and grandparents are family members.

### We are reading



## Supporting your child at home

### Me and My Community

- Look at family photographs together and discuss who is part of your family and extended family.
- Look at baby photographs and talk about how they have grown.
- Look at any childhood photographs of parents and grandparents.
- Talk about the things you like to do together and places you like to go.

### Key Vocabulary

Family	Friend
Grandparent	Cousin
Auntie	Uncle
Community	Emergency Services
Firefighter	Police Officer
Doctor	Nurse
Paramedic	Key Worker
Help	Rules

## Winter Wonderland

The Winter Wonderland project, your child will explore seasonal changes that happen during winter. They will find out about the different weather associated with the winter season and explore changes that happen to water as it freezes. They will find out about what happens to plants and animals during cold weather and explore places in the world that are always cold and snowy, including animals that live there.

### Did you know?



There are four seasons. They are spring, summer, autumn and winter.



Winter is one of the seasons. In winter, the days are short and the nights are long.



The weather can be very cold in winter and water in puddles and ponds can freeze into ice.



Sometimes it snows in winter.



Lots of trees have no leaves in winter and not many plants can grow.



Some places are cold and snowy all year round like the Arctic and the Antarctic.

### We are reading



## Supporting your child at home

### Winter Wonderland.

- Go on a winter walk and talk about how the environment has changed since the summer months.
- Put bird food out in the garden or on a window ledge and observe the that visit.
- Leave water out in a shallow container overnight on a cold night and see if it freezes.
- If it snows, build a snowman and take a photo of it to share with the rest of the class.

### Key Vocabulary

Antarctica	Arctic
Cold	Freeze
Day	Night
Frost	Ice
Icicle	Snow
Season	Winter
Weather	Tree
Plant	

## Ready, Steady, Grow!

In the Ready, Steady, Grow! project, your child will take part in practical activities to explore where food comes from. They will learn what seeds and plants need to grow and grow a variety of plants. They will explore what constitutes a healthy lifestyle, including eating fruits and vegetables, exercise and teeth brushing. They will find out about life on a farm and about baby animals.

## Supporting your child at home

### Ready, Steady, Grow!

- Visit your local library and find books about farms to share.
- Make a shopping list together and go to the shops to buy food.
- Grow some quick growing plants or make a cress head.
- Talk about healthy foods.

### Did you know?



A shop is a place where people go to buy food, drink and other things with money.



A farm is an area of land and its buildings used for growing plants and rearing animals. Farms make lots of the foods that we eat.



Food can be from plants or animals. Fruit and vegetables are from plants. Meat, milk and eggs are from animals.



Many plants grow from seeds. Plants need water, sunlight, air and warmth to grow.



Many animal babies are known by different names than the adult animal, such as cow and calf or sheep and lamb.





To stay healthy, we should eat at least five portions of fruit and vegetables a day, and exercise.

### Key Vocabulary

Farm	Animal
Sheep	Lamb
Cow	Calf
Healthy	Exercise
Food	Drink
Eat	Shop
Money	Grow
Seed	Plant
Sunlight	Warmth
Air	Water

### We are reading



## Signs of Spring

In the Signs of Spring project, your child will go on a walk to look for signs of spring in the local area. They will learn about the changes that happen in spring, including the weather and living things. Springtime festivals will also be explored.

### Did you know?



There are four seasons. They are spring, summer, autumn and winter.



Spring is a time when many baby animals are born, such as ducklings and lambs.



Trees start to grow leaves in spring. Some trees grow blossom or catkins.



Frogs lay frogspawn in ponds. Tadpoles hatch out of the frogspawn and grow into frogs.






Easter is a springtime festival that is celebrated by Christians.



Holi is a springtime festival celebrated by Hindus. It is known as the 'festival of colours'.

### We are reading



## Supporting your child at home

### Signs of Spring

- Go on a spring walk and take photographs of signs of spring.
- Make a weather diary to observe how the weather changes.
- Visit a pond and look for signs of new life, such as ducklings and frogspawn. Visit again over time.

### Key Vocabulary

Season	Spring
Summer	Autumn
Winter	Blossom
Lamb	Duckling
Frogspawn	Tadpole
Frog	Pond
Tree	Leaf
Catkin	Festival
Celebrate	Christian
Easter	Hindu
Holi	