

Summer Term 2025/2026

Nursery

Phonics

Our phonics sessions are split into letter sounds, sound games oral blending games and rhyme time.

This term we are learning the letter sounds l, j, v, w, x, y, z, qu, ch, sh, th, ng, nk. Our sound games and oral blending games are based on the letter sound we are learning.

In rhyme time, we learn a different nursery rhyme each week. We then play a phonics game based on that nursery rhyme.

It is also important to share and read books together. We love to share and read books in Sunshine Nursery!

Maths

This term in maths we are learning:

- To subitise to 5
- To explore counting to 5 in different ways
- To explore patterns
- To exploring position and routes
- To match, sort and compare

Me and My Community

This project supports children with settling into the new rules and routines of school and encourages them to make new friends and feel confident in their class.


It teaches children about being helpful, kind and thoughtful at home and at school. This project also teaches children how they are unique and special, the importance of friendship and how people in their family, school and local community are important and can help them.

Supporting your child at home

Me and My Community

- Look at family photographs together and discuss who is part of your family and extended family.
- Look at baby photographs and talk about how they have grown.
- Look at any childhood photographs of parents and grandparents.
- Talk about the things you like to do together and places you like to go.
- Share and discuss the [Did you](#)

We are reading



Sunshine and Sunflowers



In the Sunshine and Sunflowers project your child will explore their local environment and see how it has changed throughout the year. They will grow flowers, fruit and vegetables in the garden area. They will learn how to care for plants and animals, identifying some different types. They will take part in outdoor learning activities and find out how to stay safe in the sun.

Splash!





In the Splash! project, your child will explore water play and learn about the different forms and bodies of water. They will learn about freezing and melting and make ice lollies. They will investigate objects that float or sink and explore capacity.

We are reading

Sunshine and Sunflowers



Splash!



Supporting your child at home

Sunshine and Sunflowers

- Grow some quick growing plants together, such as salad leaves, radishes or cress.
- Plan and go on a picnic.
- Go on a local walk and talk about the changes that have happened to living things throughout the year.
- Share and discuss the [Did you know?](#) resource.

Splash!

- Talk about how you use water at home and why it is important to drink water throughout the day.
- Find out about animals that live in water.
- Have fun playing with water in the bath, a paddling pool or swimming pool.
- Share and discuss the [Did you know?](#) resource.